

Ribalta "PRISMAtre" per Camera Europea

Il kit comprende la ferramenta base (rinvio, incontri, terminali, ecc.) in pressofuso di zama zincata nera, gruppo cerniere superiore e inferiore in zama e alluminio e cremonese, viteria e perni in acciaio inox. La falsamanovra, anch'essa compresa, è posta nella parte superiore del montante verticale appena sotto il rinvio d'angolo. Il kit è disponibile anche

nella versione con manovra logica.



DOTAZIONI

schema di montaggio

"PRISMAtre" kit for tilt-und-turn for C. E.

This kit contains the basic hardware (drive, keeps, terminals, etc) made from die-cast black galvanized zamak, hinge unit with an upper and a lower part made from zamak and aluminium, cremone bolt, stainless steel screws and pins. It is included the incorrect movement safety device, positioned on the upper

part of vertical rod, just under the corner drive.

Also with logical movement device.

SUPPLIED PARTS

assembly scheme

art.21100.00.86



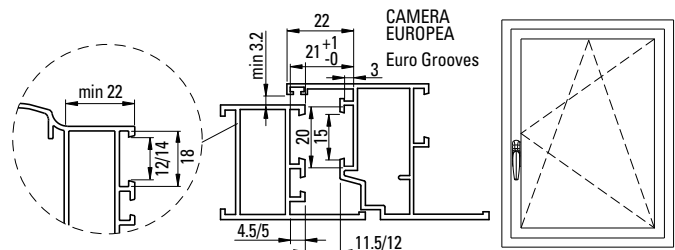
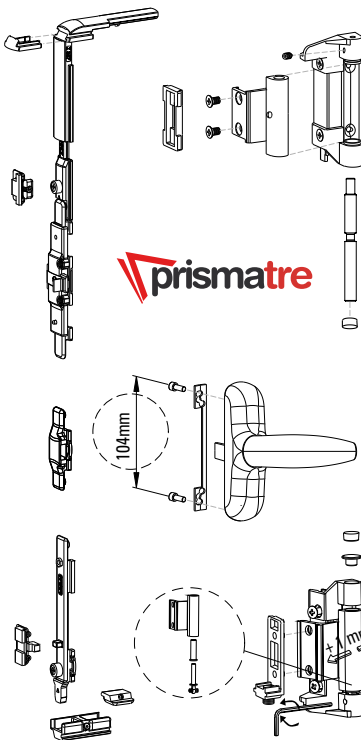
- scatola da 1 kit
- box with 1 kit



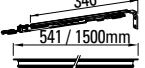
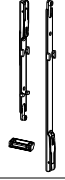
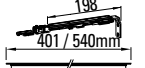



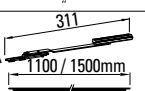

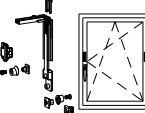

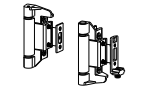
art. 21100.10.86
- scatola da 10 kit - box with 10 kit

Adattabilità ai sistemi Adaptability to the systems

- > ALCAN
Green 45 sormonto, 45/52SP, Keeper 53/60, Keeper 61/68
- > AL SISTEM
Planet 45 / 50TT / 62TT / 72HT
- > ALLCO
Export 40 / 45 / 45TT / 50 / 50TT, K45T, K64T, K70T
- > ALUMEC
Syntesis 45 / 57 / 60TT
- > ALLU SISTEMI
Twin Systems CX450 / CX600 / CX700
- > ALUX SYSTEMS
Shell 65 THS
- > ETA
Start 410 / 510 / 470TT / 560TT / 640TT
- > HYDRO
Break PA52 / PA62 / PA63 / PA70 / PA70S, Bright PA70S, Stopper PG, Stopper PG Style
- > INDIINVEST
Gold 400 / 450 / 450TT / 490 / 500 / 600TT
- > METRA
NC 45 int. / 45STH / 55 int. / 65STH / 68STH / 72STH
- > PASSERINI
Maastricht53 / TH60 / TH68 / TH76 / TH16
- > PONZIO
Windstop 45 / 45TT / 45 classic / 55TT / 55TT classic / 65TT / 65TT classic
- > PRESAL EXTRUSION
PR50 / PR50TT / PR65TT
- > PROFILATI
Eku 40 / 53 / 53TT / 64TT / 72TT
- > CAMERA EUROPEA (Euro Groove)



Articoli complementari / Complementary articles

	20010.00.00 Braccio lungo per ribalta Long arm for tilt and turn		20070.00.00 Catenacci per anta abbinata. Bolt for double casement.
	20020.00.00 Braccio corto per ribalta Short arm for tilt and turn		20150.00.00 Catenacci con registrazione anta abbinata. Adjustable bolt for double casement.
	20030.00.00 Braccio extra corto per ribalta Extra short arm for tilt and turn		20080.00.00 Fulcro orizzontale. Horizontal locks on wings.
	20040.00.00 Braccio supplementare Extra arm		20080.00.00 Fulcro orizzontale. Horizontal locks on wings.
	20370.00.00 Chiusura supplementare verticale Additional vertical lock		20380.00.00 Chiusura supplementare orizzontale Additional horizontal lock
	20060.00.00 Coppia cerniere per anta abbinata Kit with hinges for double wings		